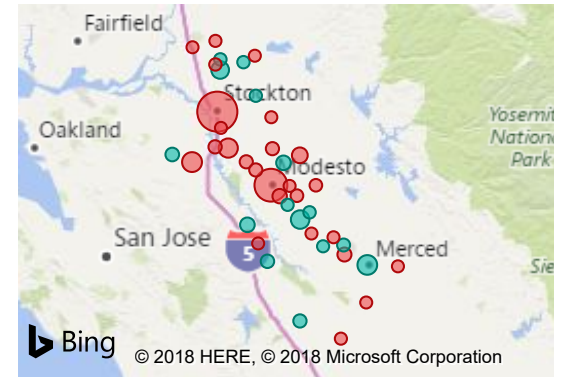




CALIFORNIA  
ASSOCIATION  
OF REALTORS®




Central Valley

October 2018



Snapshot



1,198

\$330,350

\$201.89

100.0%

YoY % Chg.



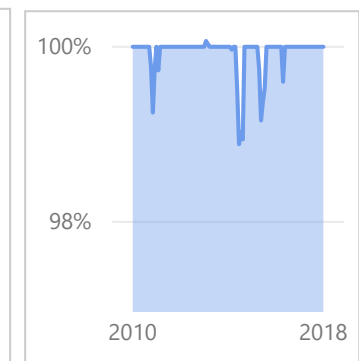
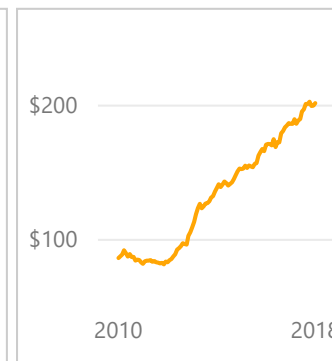
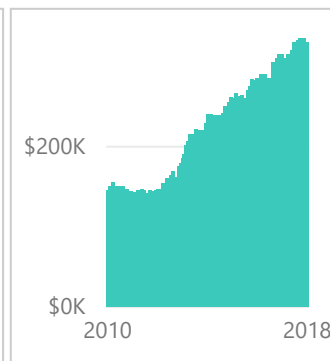
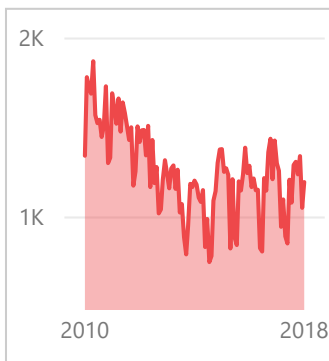
-5.0%

6.9%

8.3%

0.0%

Trends



Definitions



**Existing SFR Sales:** Closed transactions of properties listed on various MLSs across the state during the current month for the selected geography and property characteristics.

**Existing SFR Median Price:** Median price of all closed sales listed on MLSs across the state during the current month for the selected geography and property characteristics.

**Existing SFR Med. Price/Sq. Ft.:** Median price per square foot of all closed sales listed on MLSs during the current month for the selected geography and property characteristics.

**Existing SFR Med. Sales-to-List Ratio (%):** Gap between selling and listing prices for homes sold on MLSs during the month for the selected area and property characteristics.