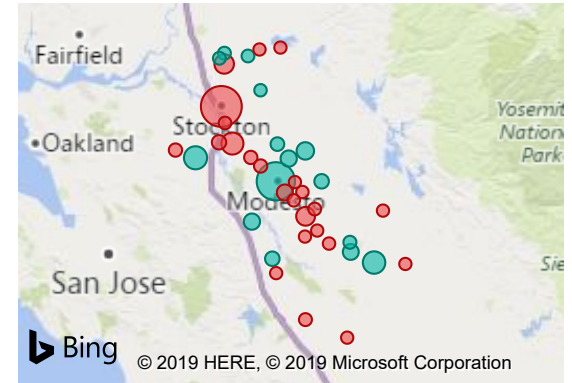




CALIFORNIA  
ASSOCIATION  
OF REALTORS®




Central Valley

February 2019



Snapshot



825

\$326,000

\$201.20

99.8%

YoY % Chg.



-3.5%

1.9%

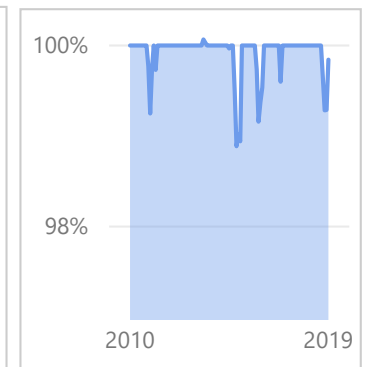
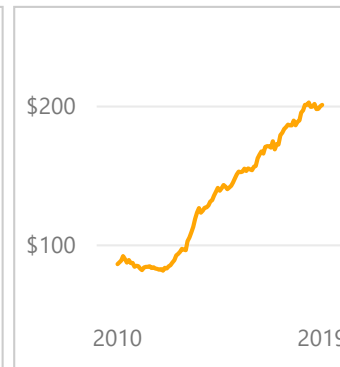
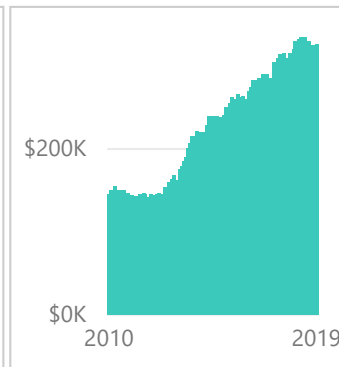
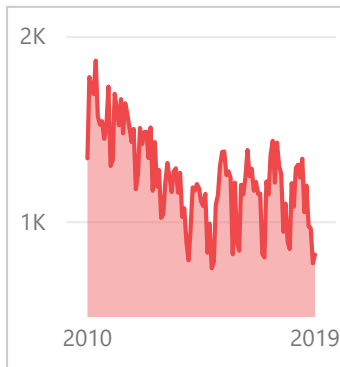
0.0%

5.9%


0.0%

-0.2%

Trends



Definitions



**Existing SFR Sales:** Closed transactions of properties listed on various MLSs across the state during the current month for the selected geography and property characteristics.

**Existing SFR Median Price:** Median price of all closed sales listed on MLSs across the state during the current month for the selected geography and property characteristics.

**Existing SFR Med. Price/Sq. Ft.:** Median price per square foot of all closed sales listed on MLSs during the current month for the selected geography and property characteristics.

**Existing SFR Med. Sales-to-List Ratio (%):** Gap between selling and listing prices for homes sold on MLSs during the month for the selected area and property characteristics.