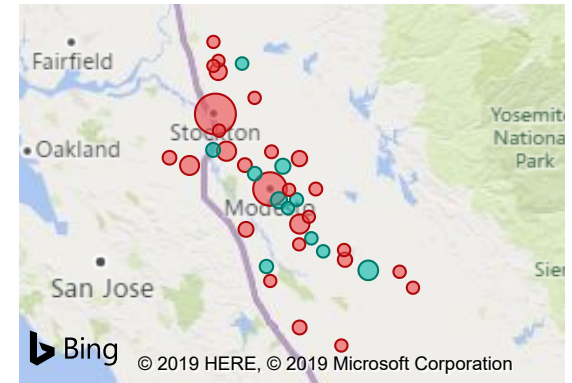




CALIFORNIA
ASSOCIATION
OF REALTORS®




Central Valley

March 2019



Snapshot



1,045

\$330,000

\$200.82

100.0%

YoY % Chg.



-13.7%

0.0%

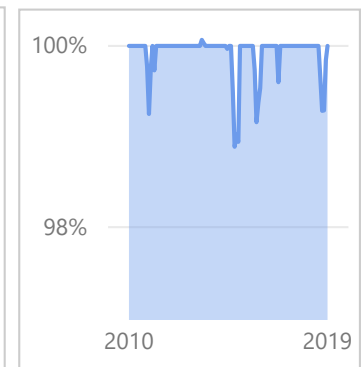
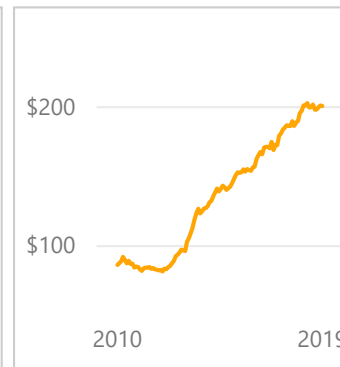
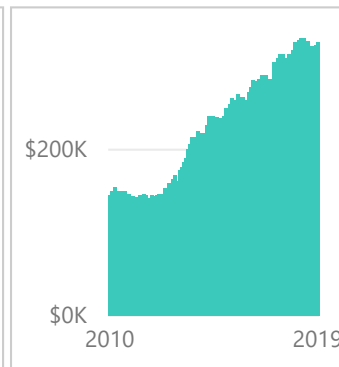
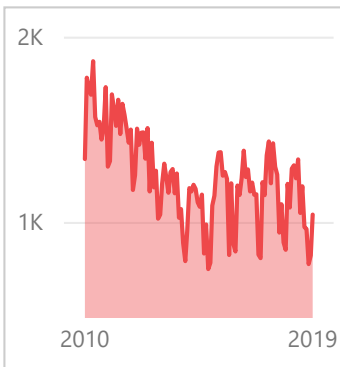

0.0%

2.7%

0.0%

0.0%

Trends



Definitions



Existing SFR Sales: Closed transactions of properties listed on various MLSs across the state during the current month for the selected geography and property characteristics.

Existing SFR Median Price: Median price of all closed sales listed on MLSs across the state during the current month for the selected geography and property characteristics.

Existing SFR Med. Price/Sq. Ft.: Median price per square foot of all closed sales listed on MLSs during the current month for the selected geography and property characteristics.

Existing SFR Med. Sales-to-List Ratio (%): Gap between selling and listing prices for homes sold on MLSs during the month for the selected area and property characteristics.