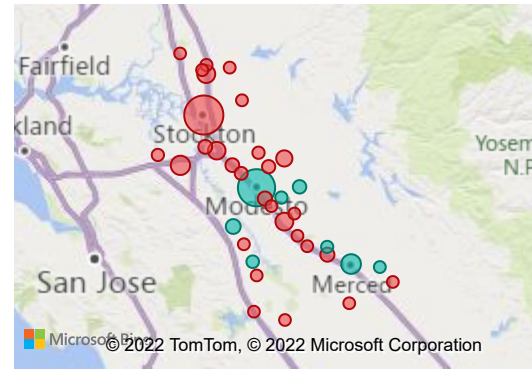




CALIFORNIA
ASSOCIATION
OF REALTORS®




Central Valley

December 2021



Snapshot



1,090

\$450,000

\$280.25

101.0%

YoY % Chg.



-13.1%

12.6%

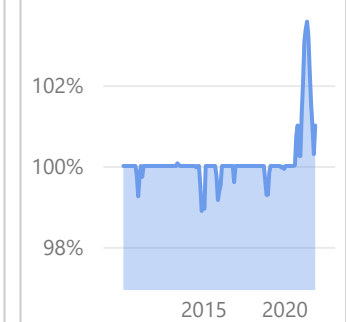
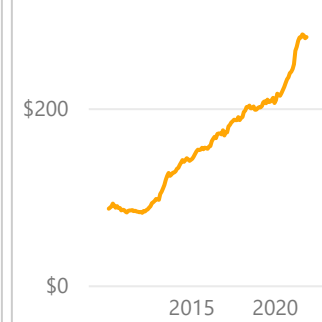
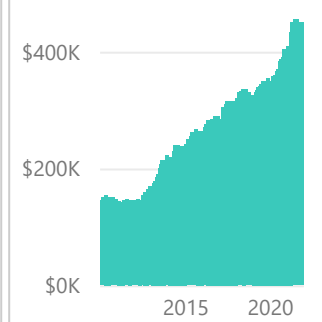
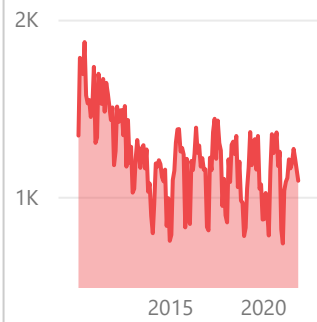
0.0%

17.0%

0.0%

0.7%

Trends



Definitions



Existing SFR Sales: Closed transactions of properties listed on various MLSs across the state during the current month for the selected geography and property characteristics.

Existing SFR Median Price: Median price of all closed sales listed on MLSs across the state during the current month for the selected geography and property characteristics.

Existing SFR Med. Price/Sq. Ft.: Median price per square foot of all closed sales listed on MLSs during the current month for the selected geography and property characteristics.

Existing SFR Med. Sales-to-List Ratio (%): Gap between selling and listing prices for homes sold on MLSs during the month for the selected area and property characteristics.