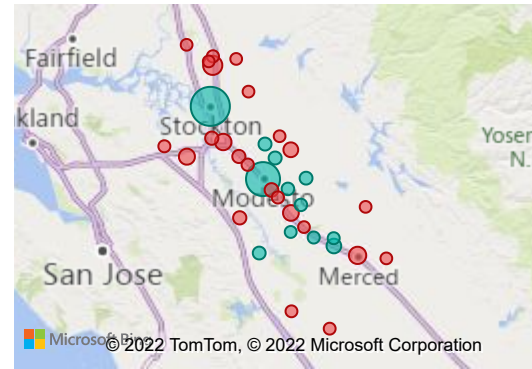




CALIFORNIA  
ASSOCIATION  
OF REALTORS®




Central Valley

February 2022



Snapshot



737

\$460,000

\$287.99

101.3%

YoY % Chg.



0.1%

12.2%

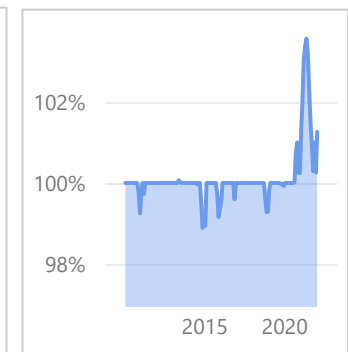
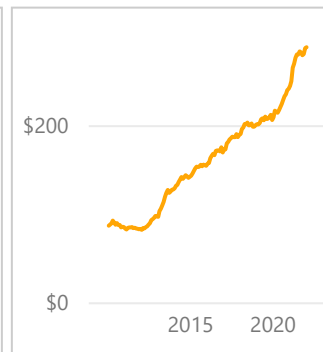
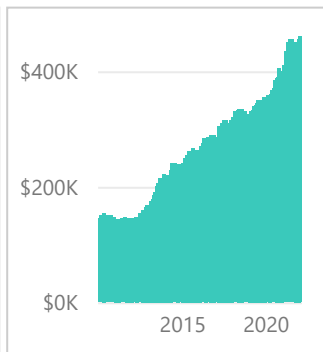
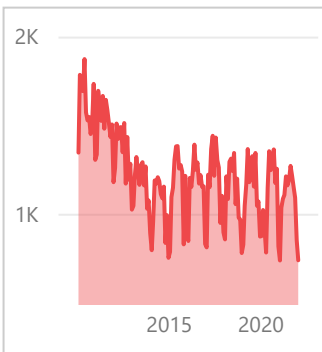

0.0%

17.9%

0.0%

-0.1%

Trends



Definitions



**Existing SFR Sales:** Closed transactions of properties listed on various MLSs across the state during the current month for the selected geography and property characteristics.

**Existing SFR Median Price:** Median price of all closed sales listed on MLSs across the state during the current month for the selected geography and property characteristics.

**Existing SFR Med. Price/Sq. Ft.:** Median price per square foot of all closed sales listed on MLSs during the current month for the selected geography and property characteristics.

**Existing SFR Med. Sales-to-List Ratio (%):** Gap between selling and listing prices for homes sold on MLSs during the month for the selected area and property characteristics.